

**National Youth Council  
of Ireland**

*(Company Limited by Guarantee –  
without share capital)*

Directors' report and  
financial statements

**Year ended 31 December 2017**

***Registered number: 58814***

# National Youth Council of Ireland

(Company Limited by Guarantee – without share capital)

## Directors' report and financial statements

<i>Contents</i>	<i>Page</i>
Directors and other information	1
Directors' report	2
Statement of directors' responsibilities in respect of the directors' report and the financial statements	4
Statement of financial activities	8
Balance sheet	9
Statement of changes in equity	10
Cash flow statement	11
Notes forming part of the financial statements	12
Appendix 1 - Income	25
Appendix 2 - Expenditure	26
Appendix 3 – Youth Work Services & Governance	27
Appendix 4 - Health programme	28
Appendix 5 - Arts programme	29
Appendix 6 - Development Education	30
Appendix 7 - Equality and Intercultural	31
Appendix 8 - Child Protection	32
Appendix 9 - International	33
Appendix 10 - STEM	34

# National Youth Council of Ireland

*(Company Limited by Guarantee – without share capital)*

## Directors and other information

### Directors

Rhona Dunnett  
Elaine Nevin  
Gordon Hill  
Derek Reilly  
Denis O'Brien  
Ian Power (President)  
Sean Finan (Treasurer)  
Teresa Walsh  
Carmel O'Connor  
Dubheasa Kelly  
Claire Barkey  
Harry Keogh  
Steven Grasham - Appointed 17 October 2017  
Amy Kelly - Appointed 1 July 2017  
Jenna Goodwin - Appointed 1 July 2017

### Secretary

Sean Finan

### Chief office

3 Montague Street  
Dublin 2

### Auditors

KPMG  
Chartered Accountants  
1 Stokes Place  
St. Stephen's Green  
Dublin 2

### Bankers

Permanent TSB  
College Green  
Dublin 2

### Solicitors

Matheson Ormsby Prentice  
30 Herbert Street  
Dublin 2

# National Youth Council of Ireland

*(Company Limited by Guarantee – without share capital)*

## Directors' report

The directors present their annual report together with the audited financial statements for the year ended 31 December 2017.

### Principal activities, business review and future outlook

The National Youth Council of Ireland works as an umbrella organisation that represents and supports the interests of national voluntary youth organisations and uses its collective experience to act on issues that impact young people. We advocate on issues affecting young people and provide evidence informed training, support and information in youth health, youth arts, development education and child protection.

Our work is based on the core values of equity, volunteerism, pro-activity, interdependence, quality and representation.

The National Youth Council of Ireland is named in legislation, the Youth Work Act 2001, as the representative body for national youth work organisations. The Council receives its core funding from the Government and, to the best of its knowledge, understands that this will continue for the foreseeable future. Under the Youth Service Grant Scheme, subject to the overall budgetary situation and continued compliance with the conditions of the Scheme, the organisation is assured of receiving 75% of the cash value of the grant aid received in the previous year for ongoing programmes.

The Council has expanded its funding base over recent years and currently has funding from 41 sources.

The Council reported a surplus of €12,033 in the year (2016: surplus of €10,662).

### Directors and secretary

In accordance with the Articles of Association the directors shall be elected for one year only and shall be eligible for re-election.

On 1 July 2017 Daniel Waugh, Fintan Bradshaw and Linda Kerins resigned as directors of the company. On the same date, Amy Kelly and Jenna Goodwin were appointed directors of the company. On 17 October 2017 Steven Grasham was appointed director of the company.

### Post balance sheet events

There were no material post balance sheet events which require adjustment to or disclosure in the financial statements.

### Adequate accounting records

The directors believe they have complied with the requirements of Section 281 to 285 of the Companies Act 2014, with regard to adequate accounting records by employing accounting personnel with appropriate expertise and by providing adequate resources to the financial function. The accounting records of the company are maintained at 3 Montague Street, Dublin 2.

**National Youth Council of Ireland**  
*(Company Limited by Guarantee – without share capital)*

**Directors' report** *(continued)*

**Format of financial statements**

The Council voluntarily implements the reporting requirements of the Statement of Recommended Practice – Accounting and Reporting by Charities (SORP) FRS 102.

The Council is working towards full compliance of The Governance Code for Community and Voluntary Organisations in Ireland and Dochás' Governance Code.


**Auditors**

In accordance with Section 383(2) of the Companies Act 2014, the auditors, KPMG, Chartered Accountants, will continue in office.

On behalf of the board



Ian Power  
*President*



Sean Finan  
*Treasurer*

21 June 2018

# National Youth Council of Ireland

*(Company Limited by Guarantee – without share capital)*

## Statement of directors' responsibilities in respect of the directors' report and the financial statements

The directors are responsible for preparing the directors' report and the financial statements in accordance with applicable law and regulations.


Company law requires the directors to prepare financial statements for each financial year. Under that law they have elected to prepare the financial statements in accordance with FRS 102 *The Financial Reporting Standard applicable in the UK and Republic of Ireland*.

Under company law the directors must not approve the financial statements unless they are satisfied that they give a true and fair view of the assets, liabilities and financial position of the Company and of its profit or loss for that year. In preparing these financial statements, the directors are required to:


- select suitable accounting policies and then apply them consistently;
- make judgements and estimates that are reasonable and prudent;
- state whether applicable Accounting Standards have been followed, subject to any material departures disclosed and explained in the financial statements;
- assess the Company's ability to continue as a going concern, disclosing, as applicable, matters related to going concern; and
- use the going concern basis of accounting unless they either intend to liquidate the Company or to cease operations, or have no realistic alternative but to do so.

The directors are responsible for keeping adequate accounting records which disclose with reasonable accuracy at any time the assets, liabilities, financial position and profit or loss of the Company and enable them to ensure that the financial statements comply with the Companies Act 2014. They are responsible for such internal controls as they determine is necessary to enable the preparation of financial statements that are free from material misstatement, whether due to fraud or error, and have general responsibility for taking such steps as are reasonably open to them to safeguard the assets of the Company and to prevent and detect fraud and other irregularities. The directors are also responsible for preparing a directors' report that complies with the requirements of the Companies Act 2014.

On behalf of the board



Ian Power  
*President*



Sean Finan  
*Treasurer*



**KPMG**  
**Audit**  
1 Stofas Place  
St. Stephen's Green  
Dublin 2  
D02 DE03  
Ireland

## Independent auditor's report to the members of the National Youth Council of Ireland (*Company Limited by Guarantee – without share capital*)

### Report on the audit of the financial statements

#### *Opinion*

We have audited the financial statements of National Youth Council of Ireland ('the Company') for the year ended 31 December 2017 set out on pages 8 to 24, which comprise the statement of financial activities, the balance sheet, the statement of changes in equity, the cash flow statement and related notes, including the summary of significant accounting policies set out in note 1. The financial reporting framework that has been applied in their preparation is Irish Law and FRS 102 *The Financial Reporting Standard applicable in the UK and Republic of Ireland*.

In our opinion, the accompanying financial statements:

- give a true and fair view of the assets, liabilities and financial position of the Company as at 31 December 2017 and of its surplus for the year then ended;
- have been properly prepared in accordance with FRS 102 *The Financial Reporting Standard applicable in the UK and Republic of Ireland*; and
- have been properly prepared in accordance with the requirements of the Companies Act 2014.

#### *Basis for opinion*

We conducted our audit in accordance with International Standards on Auditing (Ireland) ((ISAs (Ireland)) and applicable law. Our responsibilities under those standards are further described in the *Auditor's Responsibilities for the Audit of the Financial Statements* section of our report. We are independent of the Company in accordance with ethical requirements that are relevant to our audit of financial statements in Ireland, including the Ethical Standard issued by the Irish Auditing and Accounting Supervisory Authority (IAASA), and we have fulfilled our other ethical responsibilities in accordance with these requirements.

We believe that the audit evidence we have obtained is sufficient and appropriate to provide a basis for our opinion.

#### *We have nothing to report on going concern*

We are required to report to you if we have concluded that the use of the going concern basis of accounting is inappropriate or there is an undisclosed material uncertainty that may cast significant doubt over the use of that basis for a period of at least twelve months from the date of approval of the financial statements. We have nothing to report in these respects.

# Independent auditor's report to the members of the National Youth Council of Ireland *(Company Limited by Guarantee – without share capital) (continued)*

## Report on the audit of the financial statements *(continued)*

### **Other information**

The directors are responsible for the other information presented in the annual report together with the financial statements. The other information comprises the information included in the directors' report. Our opinion on the financial statements does not cover the other information and, accordingly, we do not express an audit opinion or, except as explicitly stated below, any form of assurance conclusion thereon.

Our responsibility is to read the other information and, in doing so, consider whether, based on our financial statements audit work, the information therein is materially misstated or inconsistent with the financial statements or our audit knowledge. Based solely on that work we have not identified material misstatements in the other information.

Based solely on our work on the other information;

- we have not identified material misstatements in the directors' report;
- in our opinion, the information given in the directors' report is consistent with the financial statements;
- in our opinion, the directors' report has been prepared in accordance with the Companies Act 2014.

### **Opinions on other matters prescribed by the Companies Act 2014**

We have obtained all the information and explanations which we consider necessary for the purposes of our audit.

In our opinion the accounting records of the Company were sufficient to permit the financial statements to be readily and properly audited and the financial statements are in agreement with the accounting records.

### **Matters on which we are required to report by exception**

The Companies Act 2014 requires us to report to you if, in our opinion, the disclosures of directors' remuneration and transactions required by Sections 305 to 312 of the Act are not made. We have nothing to report in this regard.

## **2 Respective responsibilities and restrictions on use**

### **Responsibilities of directors for the financial statements**

As explained more fully in the directors' responsibilities statement set out on page 4, the directors are responsible for the preparation of the financial statements and for being satisfied that they give a true and fair view, and for such internal control as they determine is necessary to enable the preparation of financial statements that are free from material misstatement, whether due to fraud or error.

In preparing the financial statements, the directors are responsible for assessing the Company's ability to continue as a going concern, disclosing, as applicable, matters related to going concern and using the going concern basis of accounting unless they either intend to liquidate the Company or to cease operations, or have no realistic alternative but to do so.



Independent auditor's report to the members of the National Youth Council of Ireland (*Company Limited by Guarantee – without share capital*) (*continued*)

**2 Respective responsibilities and restrictions on use** (*continued*)


***Auditor's responsibilities for the audit of the financial statements***

Our objectives are to obtain reasonable assurance about whether the financial statements as a whole are free from material misstatement, whether due to fraud or error, and to issue an auditor's report that includes our opinion. Reasonable assurance is a high level of assurance, but is not a guarantee that an audit conducted in accordance with ISAs (Ireland) will always detect a material misstatement when it exists. Misstatements can arise from fraud or error and are considered material if, individually or in the aggregate, they could reasonably be expected to influence the economic decisions of users taken on the basis of these financial statements.

A fuller description of our responsibilities is provided on IAASA's website at [https://www.iaasa.ie/getmedia/b2389013-1cf6-458b-9b8f-a98202dc9c3a/Description\\_of\\_auditors\\_responsibilities\\_for\\_audit.pdf](https://www.iaasa.ie/getmedia/b2389013-1cf6-458b-9b8f-a98202dc9c3a/Description_of_auditors_responsibilities_for_audit.pdf)

***The purpose of our audit work and to whom we owe our responsibilities***

Our report is made solely to the Company's members, as a body, in accordance with Section 391 of the Companies Act 2014. Our audit work has been undertaken so that we might state to the Company's members those matters we are required to state to them in an auditor's report and for no other purpose. To the fullest extent permitted by law, we do not accept or assume responsibility to anyone other than the Company and the Company's members, as a body, for our audit work, for this report, or for the opinions we have formed.



Paul O'Brien

for and on behalf of  
KPMG

Chartered Accountants, Statutory Audit Firm

1 Stokes Place

St. Stephen's Green

Dublin 2

21 June 2018

# National Youth Council of Ireland

(Company Limited by Guarantee – without share capital)

## Statement of financial activities

for the year ended 31 December 2017

	Note	Restricted funds 2017 €	Unrestricted funds 2017 €	Total funds 2017 €	Total funds 2016 €
<b>Incoming resources</b>					
Incoming resources from charitable activities:					
- Grants from funders	4	1,829,329	-	1,829,329	1,554,189
Incoming resources from generated funds:					
- Membership fees		-	34,531	34,531	33,653
- Conference fees		-	-	-	4,209
- Training fees/sundry		-	9,661	9,661	3,961
- Investment income		-	-	-	125
<b>Total incoming resources</b>		<b>1,829,329</b>	<b>44,192</b>	<b>1,873,521</b>	<b>1,596,137</b>
<b>Resources expended</b>					
Charitable activities	5	1,861,488	-	1,861,488	1,585,475
<b>Total resource expended</b>		<b>1,861,488</b>	<b>-</b>	<b>1,861,488</b>	<b>1,585,475</b>
<b>Net incoming/(outgoing) resources</b>	13	<b>(32,159)</b>	<b>44,192</b>	<b>12,033</b>	<b>10,662</b>

There are no other comprehensive income and losses for the year or preceding financial year. Accordingly, no statement of other comprehensive income has been presented.

**National Youth Council of Ireland**  
 (Company Limited by Guarantee – without share capital)


**Balance sheet**  
 as at 31 December 2017

	Note	2017 €	2016 €
<b>Fixed assets</b>			
Tangible assets	7	243,979	256,801
<b>Current assets</b>			
Debtors	8	23,924	5,619
Cash at bank and in hand		648,073	671,856
		<u>671,997</u>	<u>677,475</u>
<b>Creditors: amounts falling due within one year</b>	9	(530,423)	(550,861)
<b>Net current assets</b>		<u>141,574</u>	<u>126,614</u>
<b>Total assets less current liabilities</b>		<u>385,553</u>	<u>383,415</u>
<b>Creditors: amounts falling due after more than one year</b>	11	-	(16,895)
<b>Provisions for liabilities: refund of grant</b>	12	(7,000)	-
<b>Net assets</b>		<u>378,553</u>	<u>366,520</u>
<b>Funded by:</b>			
Unrestricted funds			
- Unrestricted income funds	13	60,961	93,120
- Revaluation reserve	14	78,469	78,469
Restricted funds	13	239,123	194,931
		<u>378,553</u>	<u>366,520</u>

On behalf of the board



Ian Power  
 President



Sean Finan  
 Treasurer

21 June 2018

**National Youth Council of Ireland**  
*(Company Limited by Guarantee – without share capital)*

**Statement of changes in equity**  
*for the year ended 31 December 2017*

	<b>Accumulated Surplus €</b>	<b>Restricted funds €</b>	<b>Total funds €</b>
Balance at 1 January 2016	175,307	180,551	355,858
<b>Total comprehensive income for the year</b>			
Deficit or surplus for the year	(3,718)	14,380	10,662
<b>Balance at 31 December 2016</b>	<b>171,589</b>	<b>194,931</b>	<b>366,520</b>
Balance at 1 January 2017	171,589	194,931	366,520
<b>Total comprehensive income for the year</b>			
Deficit or surplus for the year	(32,159)	44,192	12,033
<b>Balance at 31 December 2017</b>	<b>139,430</b>	<b>239,123</b>	<b>378,553</b>

**National Youth Council of Ireland**  
*(Company Limited by Guarantee – without share capital)*

**Cash flow statement**  
*for the year ended 31 December 2017*

	2017 €	2016 €
<b>Reconciliation of surplus for the year to net cash</b>		
<b>Inflow from operating activities</b>		
Operating surplus for the year	12,033	10,662
<i>Adjustments for:</i>		
Depreciation	14,122	14,418
Interest received	-	(125)
Interest payable	773	3,529
	<hr/>	<hr/>
	26,928	28,484
Increase in debtors	(18,305)	(1,153)
(Decrease)/increase in creditors	(36,719)	42,971
Increase in deferred income	14,621	117,725
Increase in provisions	7,000	-
	<hr/>	<hr/>
<b>Net cash from operating activities</b>	<b>(6,475)</b>	<b>188,027</b>
	<hr/>	<hr/>
<b>Cash flows from investing activities</b>		
Acquisition of tangible fixed assets	(1,300)	(21,398)
Interest received	-	125
	<hr/>	<hr/>
<b>Net cash from investing activities</b>	<b>(1,300)</b>	<b>(21,273)</b>
	<hr/>	<hr/>
<b>Cash flows from financing activities</b>		
Payment of mortgage interest and capital	(15,235)	(15,143)
Bank charges	(773)	(3,529)
	<hr/>	<hr/>
<b>Net cash from financing activities</b>	<b>(16,008)</b>	<b>(18,672)</b>
	<hr/>	<hr/>
<b>Net (decrease)/increase in cash and cash equivalent</b>	<b>(23,783)</b>	<b>148,082</b>
Cash and cash equivalents at 1 January	671,856	523,774
	<hr/>	<hr/>
<b>Cash and cash equivalents at 31 December</b>	<b>648,073</b>	<b>671,856</b>
	<hr/> <hr/>	<hr/> <hr/>

# National Youth Council of Ireland

(Company Limited by Guarantee – without share capital)

## Notes

forming part of the financial statements

### 1 Accounting policies

#### 1.1 Basis of preparation

The financial statements were prepared for the first time in accordance with Financial Reporting Standard 102 *The Financial Reporting Standard applicable in the UK and Republic of Ireland* ("FRS 102"). The presentation currency of these financial statements is euro (€).

The accounting policies set out below have, unless otherwise stated, been applied consistently to all periods presented in these financial statements.

Judgements made by the directors, in the application of these accounting policies that have a significant effect on the financial statement are discussed in note 17.

The Council voluntarily applies the reporting requirements of the Statement of Recommended Practice: Accounting and Reporting by Charities (SORP) FRS 102.

The Council receives its core funding from the Government and, to the best of its knowledge, understands that this will continue for the foreseeable future. Under the Youth Service Grant Scheme, subject to the overall budgetary situation and continued compliance with the conditions of the Scheme, the organisation is assured of receiving 75% of the cash value of the grant aid received in the previous year for ongoing programmes. On this basis, the Council Members consider it appropriate to prepare the financial statements on a going concern basis.

#### 1.2 Incoming resources

All incoming resources are included in the statement of financial activities when the Council is entitled to the income and the amount can be quantified with reasonable accuracy. The following specific policies are applied to particular categories of income:

- Incoming resources from charitable trading activities are accounted for when earned. Grants from government and other funders are recognised as income when the activities which they are intended to fund have been undertaken, the related expenditure incurred, and there is a reasonable certainty of receipt.
- Incoming resources from generated funds mainly relate to membership and conference fees and are recognised when received.
- Investment income represents interest earned on deposits held and is recognised when receivable.
- Grants towards capital expenditure are credited to deferred income and released to the statement of financial activities over the expected useful life of the related assets, by equal annual instalments.

# National Youth Council of Ireland

(Company Limited by Guarantee – without share capital)

## Notes (continued)

### 1 Accounting policies (continued)

#### 1.3 Resources expended

Resources expended are analysed between costs of charitable activities and governance costs. Support costs, which cannot be attributed directly to one activity, are allocated to activities in proportion to estimated benefits received.

Charitable expenditure comprises those costs incurred by the Council in the delivery of its activities and services for its beneficiaries. It includes both costs that can be allocated directly to such activities and those costs of an indirect nature necessary to support them.

Governance costs represent the salaries, direct expenditure and overhead costs incurred on the strategic as opposed to day to day management of the Council, and on compliance with constitutional and statutory requirements.

All costs are allocated between the expenditure categories of the statement of financial activities on a basis designed to reflect the use of the resource. Costs relating to a particular activity are allocated directly; others are apportioned on an appropriate basis.

#### 1.4 Fund accounting

Restricted funds represent grants which can only be used for particular purposes specified by the donors. Such purposes are within the overall aims of the Council.

Unrestricted funds are available for use at the discretion of the Council in furtherance of its general objectives.

#### 1.5 Taxation

The company has been recognised by the Charities Section of the Revenue Commissioners as being a body established for charitable purposes within the meaning of Section 333 Income Tax Act 1967 and accordingly is exempt from corporation tax.

#### 1.6 Employee benefits

##### *Defined contribution plans*

Pension benefits for employees are met by payments to defined contribution pension plans. A defined contribution plan is a post-employment benefit plan under which the company pays fixed contributions into a separate entity and has no legal or constructive obligation to pay further amounts. Obligations for contributions to defined contribution pension plans are recognised as an expense in the profit and loss account in the periods during which services are rendered by employees.

#### 1.7 Tangible fixed assets

Tangible fixed assets are stated at cost or at valuation less accumulated depreciation.

Depreciation is provided at rates calculated to write off the cost of each asset over its expected useful life at the following annual rates:

Fixtures and fittings	10% reducing balance
Computer and office equipment	20% straight line
Freehold premises	2% straight line

# National Youth Council of Ireland

(Company Limited by Guarantee – without share capital)

## Notes (continued)

### 1 Accounting policies (continued)

#### 1.8 Deferred Income

Grants and assistance received which relate to the funding of expenditure not yet incurred are deferred and included under creditors in the balance sheet. Grants towards capital expenditure are credited to deferred income and are released to the statement of financial activities over the expected useful life of the related assets, by equal annual instalments.

#### 1.9 Cash and liquid resources

Within the cash flow statement, cash is defined as cash in hand, current accounts and overdrafts. Other deposits with maturity or notice periods of over one working day are classified as liquid resources.

### 2 Legal status of the Council

The National Youth Council of Ireland is a company limited by guarantee and does not have share capital. At 31 December 2017, there were 16 directors (2016: 15) whose guarantee is limited to €1 each.

3 Net incoming/(outgoing) resources for the year	2017 €	2016 €
Net incoming resources for the year	<b>12,033</b>	10,662
<i>Stated after charging:</i>		
Auditor's remuneration – fees	<b>9,500</b>	9,500
Depreciation of tangible fixed assets	<b>14,122</b>	14,418
Amortisation of capital grants	<b>(5,640)</b>	(5,640)



# National Youth Council of Ireland

(Company Limited by Guarantee – without share capital)

## Notes (continued)

4 Incoming resources from charitable activities	Un- restricted €	Restricted €	2017 Total €	2016 Total €
Youth Services Programme;				
- Department of Minister for Children & Youth Affairs	-	594,036	594,036	565,749
- Department of Environment, Community and Local Government	-	18,840	18,840	18,840
- Department of Minister for Children and Youth Affairs	-	47,184	47,184	5,000
- Other (Training and Rebate)	-	2,500	2,500	-
- Other (Amortisation of capital grant)	-	5,640	5,640	5,640
Development Education Programme;				
- Irish Aid	-	85,000	85,000	82,500
- Irish Aid (UN Youth Delegate)	-	16,980	16,980	20,520
- Trocaire	-	5,500	5,500	4,950
- Concern	-	12,000	12,000	14,500
- Leargas	-	(2,278)	(2,278)	18,637
- Millennium Youth Project	-	-	-	2,700
- European Commission	-	-	-	4,487
- Report writing and reimbursements	-	3,360	3,360	-
Health Programme;				
- Health Services Executive	-	100,000	100,000	100,000
- Office of Minister for Children & Youth Affairs	-	86,952	86,952	82,812
- Crisis Pregnancy Agency	-	17,318	17,318	12,640
- National Office of Suicide Prevention	-	12,350	12,350	6,374
- HSE North East Building Resilient Communities	-	-	-	6,800
- HSE Resource	-	51,718	51,718	3,000
- HSE – West	-	53,000	53,000	43,188
- HSE – Schools Project	-	17,206	17,206	4,356
- HSE – P/Y	-	29,500	29,500	31,800
- Training & Specialist Fees	-	7,834	7,834	5,000
- HSE – NEIC Training	-	9,000	9,000	-
Arts Programme;				
- The Arts Council	-	65,580	65,580	66,505
- Office of Minister for Children & Youth Affairs	-	66,249	66,249	63,094
- Residency Income – Arts Council	-	31,000	31,000	39,000
- Residency Office of Minister for Children & Youth Affairs	-	16,000	16,000	10,000
- 1916 Project	-	-	-	995
- Training & Certificate Fees	-	5,712	5,712	10,042
Child Protection Programme;				
- Office of Minister for Children & Youth Affairs	-	113,168	113,168	96,970
- Training fees	-	28,867	28,867	39,004
Equality & Intercultural Programme;				
- Council of Europe	-	9,500	9,500	100
- Pobal – Round 1	-	-	-	52,644
- Pobal – Round 2	-	81,563	81,563	29,326
- Anna Lindh Foundation (ALF)	-	29,810	29,810	5,150
- Training Fees	-	11,343	11,343	1,293
- Leargas – Outside In	-	10,944	10,944	-
International & Structured Dialogue:				
- Department of Minister for Children & Youth Affairs	-	15,298	15,298	14,248
- Leargas re: Young Voices	-	6,973	6,973	14,171
- Leargas re: Screenagers	-	707	707	37,758

**National Youth Council of Ireland**  
*(Company Limited by Guarantee – without share capital)*

**Notes** *(continued)*

<b>4 Incoming resources from charitable activities</b> <i>(continued)</i>	<b>Un- restricted</b>	<b>Restricted</b>	<b>2017 Total</b>	<b>2016 Total</b>
	<b>€</b>	<b>€</b>	<b>€</b>	<b>€</b>
- European Commission re: Structural dialogue 2017/2018	-	<b>52,618</b>	<b>52,618</b>	29,938
- Travel Reimbursements	-	<b>4,154</b>	<b>4,154</b>	4,458
- Leargas Structured Dialogue 2017/2018	-	<b>14,635</b>	<b>14,635</b>	-
- Leargas Structured Dialogue 2016/2017	-	<b>12,344</b>	<b>12,344</b>	-
- Leargas Youth Check	-	<b>3,136</b>	<b>3,136</b>	-
- Leargas Digital Youth Check	-	<b>794</b>	<b>794</b>	-
- Structured dialogue deferred to next year	-	<b>(41,568)</b>	<b>(41,568)</b>	-
<b>STEM:</b>				
- Science Foundation Ireland	-	<b>116,775</b>	<b>116,775</b>	-
- Training income	-	<b>87</b>	<b>87</b>	-
	<hr/>	<hr/>	<hr/>	<hr/>
	<b>-</b>	<b>1,829,329</b>	<b>1,829,329</b>	<b>1,554,189</b>
	<hr/> <hr/>	<hr/> <hr/>	<hr/> <hr/>	<hr/> <hr/>

# National Youth Council of Ireland

(Company Limited by Guarantee – without share capital)

## Notes (continued)

5	Expenditure on charitable activities	Basis of allocation	Youth work service & governance	Development education programme	Health programme	Arts programme	International & structured dialogue	Child protection programme	Equality & Inter-cultural programme	STEM	2017 Total	2016 Total
		€	€	€	€	€	€	€	€	€	€	€
	<i>Costs directly allocated to activities</i>											
	Staff costs	Direct	480,950	58,953	235,080	67,383	-	65,410	65,844	21,178	994,798	891,300
	Travel	Direct	4,116	267	10,905	-	4,216	-	8,396	-	27,900	24,576
	Training/workshops/assessments	Direct	1,963	3,609	55,417	16,003	-	42,372	2,480	93,200	215,044	126,289
	Research	Direct	50	-	-	-	-	-	-	-	50	2,481
	Publications/resources/web resources	Direct	34,414	5,215	23,455	10,481	-	9,765	-	-	83,330	46,269
	Grants advanced	Direct	18,471	3,050	-	42,920	-	-	-	-	64,441	102,112
	Events	Direct	53,041	28,553	-	-	53,467	-	45,144	-	180,205	132,871
	Meetings/review/support structures	Direct	7,705	3,191	11,778	3,905	2,043	3,746	117	1,996	34,481	24,857
	Advocacy	Direct	20,043	261	-	7,389	-	3,492	-	-	31,185	27,208
	Vetting	Direct	-	-	-	-	-	299	-	-	299	3,297
	Strategic plan/review	Direct	14,715	-	12,004	14,272	-	450	-	-	41,441	21,981
	Reduction of DCYA grant	Direct	7,000	-	-	-	-	-	-	-	7,000	-
	<i>Support costs allocated to activities</i>		€	€	€	€	€	€	€	€	€	€
	General office and finance staff		-	11,787	22,120	16,850	7,922	9,521	14,491	319	83,010	83,184
	Stationery/photocopying	Usage	4,927	547	1,095	1,095	547	1,642	1,095	274	11,222	9,061
	Communications	Usage	7,028	1,171	1,562	1,562	781	2,343	1,172	390	16,009	16,053
	Maintenance and storage	Per capita	1,520	173	777	173	-	173	225	69	3,110	4,116
	Light and heat	Per capita	5,566	632	2,846	632	-	632	822	253	11,382	11,466
	Computer and website maintenance	Per capita	5,682	646	2,906	646	-	646	839	258	11,623	13,334
	Audit/legal and professional	Gov.	23,716	-	-	-	-	-	-	-	23,716	22,524
	Insurance	Per capita	2,275	259	1,164	259	-	259	336	104	4,656	4,549
	Bank and mortgage interest charges	Gov.	2,464	-	-	-	-	-	-	-	2,464	3,529
	Depreciation	Per capita	6,904	785	3,530	785	-	785	1,020	313	14,122	14,418
	<b>Total charitable expenditure</b>		<b>702,549</b>	<b>119,099</b>	<b>384,639</b>	<b>184,355</b>	<b>68,976</b>	<b>141,535</b>	<b>141,981</b>	<b>118,354</b>	<b>1,861,488</b>	<b>1,585,475</b>

**National Youth Council of Ireland**  
*(Company Limited by Guarantee – without share capital)*

**Notes** *(continued)*

<b>6 Average employee numbers by category</b>	<b>2017</b>	<b>2016</b>
	<b>No.</b>	<b>No.</b>
Programmes	<b>13</b>	13
Finance and administration	<b>6</b>	6
Management	<b>2</b>	2
	<hr/> <b>21</b> <hr/>	<hr/> 21 <hr/>
The aggregate payroll costs of these employees were as follows:		
	<b>€</b>	<b>€</b>
Wages and salaries	<b>911,126</b>	812,445
Social security costs	<b>93,999</b>	85,378
Pension costs	<b>53,357</b>	48,233
	<hr/> <b>1,058,482</b> <hr/>	<hr/> 946,056 <hr/>

Included in wages, salaries and pension costs are amounts of €110,062 (2016: €110,100) paid to the CEO and €81,004 (2016: €81,004) paid to the Deputy Director.

The directors do not receive any remuneration for their services provided to the company.

**National Youth Council of Ireland**  
*(Company Limited by Guarantee – without share capital)*

**Notes** *(continued)*

<b>7 Tangible fixed assets</b>	<b>Freehold premises</b>	<b>Computer and office equipment</b>	<b>Fixtures and fittings</b>	<b>Total</b>
	€	€	€	€
<b>Cost or valuation</b>				
At beginning and end of year	381,429	26,610	79,074	487,113
Additions	-	-	1,300	1,300
<b>At 31 December 2017</b>	<b>381,429</b>	<b>26,610</b>	<b>80,374</b>	<b>488,413</b>
<b>Depreciation</b>				
At 1 January 2017	155,590	18,799	55,923	230,312
Charge for year	7,629	4,048	2,445	14,122
<b>At 31 December 2017</b>	<b>163,219</b>	<b>22,847</b>	<b>58,368</b>	<b>244,434</b>
<b>Net book value</b>				
<b>At 31 December 2017</b>	<b>218,210</b>	<b>3,763</b>	<b>22,006</b>	<b>243,979</b>
At 31 December 2016	225,839	7,811	23,152	256,801

The freehold premises were valued at €180,938 in 1994 based on estimated open market value. There have been additions of €200,491 at cost since that valuation.

During 2014 the Council received a capital grant of €18,148 as a contribution towards expenditure on computer equipment. During 2016 the Council received a capital grant of €20,095 from City of Dublin Youth Service Board ("CDYSB") towards expenditure on a heating system upgrade and new shutter. In accordance with accounting standards the grant has been treated as deferred income and will be amortised to the statement of financial activities on a basis consistent with the depreciation policy.

<b>8 Debtors</b>	<b>2017</b>	<b>2016</b>
	€	€
Other debtors	<b>23,924</b>	5,619

All debtors fall due within one year.

**National Youth Council of Ireland**  
*(Company Limited by Guarantee – without share capital)*

Notes *(continued)*

<b>9 Creditors: amounts falling due within one year</b>	<b>2017</b>	<b>2016</b>
	€	€
Current portion of mortgage loan	15,335	13,675
Trade creditors and accruals	176,348	213,367
Sundry creditors	300	-
Deferred income	338,440	323,819
	<u>530,423</u>	<u>550,861</u>

<b>10 Details of borrowings</b>	<b>Within</b>	<b>Between</b>	<b>Between</b>	<b>After</b>	<b>Total</b>
<i>Maturity analysis</i>	<b>one year</b>	<b>one and</b>	<b>two and</b>	<b>five years</b>	
	€	€	€	€	€
<i>Repayable by instalments:</i>					
Mortgage loan	15,335	-	-	-	15,335
	<u>15,335</u>	<u>-</u>	<u>-</u>	<u>-</u>	<u>15,335</u>
<b>At end of year</b>	<b>15,335</b>	<b>-</b>	<b>-</b>	<b>-</b>	<b>15,335</b>
	<u>15,335</u>	<u>-</u>	<u>-</u>	<u>-</u>	<u>15,335</u>

<b>11 Creditors: amounts falling due after more than one year</b>	<b>2017</b>	<b>2016</b>
	€	€
Mortgage loan	-	16,895
	<u>-</u>	<u>16,895</u>

The mortgage loan is secured on the company's premises.

<b>12 Provisions for liabilities</b>	<b>2017</b>	<b>2016</b>
	€	€
Partial refund of grant recognised	7,000	-
	<u>7,000</u>	<u>-</u>

**National Youth Council of Ireland**  
*(Company Limited by Guarantee – without share capital)*

**Notes (continued)**

<b>13 Funds</b>	<b>Restricted funds €</b>	<b>Unrestricted income funds €</b>	<b>Unrestricted revaluation reserve €</b>	<b>Total 2017 €</b>	<b>Total 2016 €</b>
<b>(a) Reconciliation of funds</b>					
Total funds at beginning of year	194,931	93,120	78,469	366,520	355,858
Net incoming/(outgoing) resources for the year	44,192	(32,159)	-	12,033	10,662
<b>Total funds at end of year</b>	<b>239,123</b>	<b>60,961</b>	<b>78,469</b>	<b>378,553</b>	<b>366,520</b>

**National Youth Council of Ireland**  
(Company Limited by Guarantee – without share capital)

Notes (continued)

13 Funds (continued)

	At 1 January 2017 €	Incoming resources €	Outgoing resources €	Transfers €	At 31 December 2017 €	At 31 December 2016 €
<b>(b) Movement in funds</b>						
<b>Restricted funds</b>						
Arts	4,476	184,541	(184,354)	-	4,663	4,476
Child protection	3,096	142,035	(141,533)	-	3,598	3,096
Dáil na nÓg	(3,477)	-	-	-	(3,477)	(3,477)
Development education	(1,993)	120,562	(119,099)	-	(530)	(1,993)
Health	3,591	384,878	(384,639)	-	3,830	3,591
Equality & Interculture	2	143,160	(141,983)	-	1,179	2
International & Structured Dialogue	277	69,091	(68,977)	-	391	277
Youth Services & Governance	188,959	668,200	(702,550)	-	154,609	188,959
STEM	-	116,862	(118,353)	-	(1,492)	-
<b>Total restricted funds</b>	<b>194,931</b>	<b>1,829,329</b>	<b>(1,861,488)</b>	<b>-</b>	<b>162,772</b>	<b>194,931</b>
<b>Unrestricted funds</b>						
General funds	93,120	44,192	-	-	137,312	93,120
Revaluation reserve	78,469	-	-	-	78,469	78,469
<b>Total unrestricted funds</b>	<b>171,589</b>	<b>44,192</b>	<b>-</b>	<b>-</b>	<b>215,781</b>	<b>171,589</b>
<b>Total funds</b>	<b>366,520</b>	<b>1,873,521</b>	<b>(1,861,488)</b>	<b>-</b>	<b>378,553</b>	<b>366,520</b>



**National Youth Council of Ireland**  
*(Company Limited by Guarantee – without share capital)*

**Notes** *(continued)*

<b>13 Funds</b> <i>(continued)</i>	<b>Unrestricted funds</b>	<b>Restricted funds</b>	<b>Total funds</b>
<b>(c) Analysis of net assets between funds</b>	<b>€</b>	<b>€</b>	<b>€</b>
Tangible fixed assets	243,979	-	243,979
Current assets	163,785	508,212	671,997
Current liabilities	(191,983)	(338,440)	(530,423)
Long term liabilities	-	(7,000)	(7,000)
	<u>215,781</u>	<u>162,772</u>	<u>378,553</u>
<b>14 Revaluation reserve</b>		<b>2017</b>	<b>2016</b>
		<b>€</b>	<b>€</b>
Balance at start and end of year		<u>78,469</u>	<u>78,469</u>

**15 Related party transactions**

The following entities are considered to be related parties under FRS 102.

<b>Name of entity</b>	<b>Nature of relationship</b>
Comhthraenáil	Controlled by board members of National Youth Council of Ireland
Common Training Programme	Controlled by board members of National Youth Council of Ireland

The Council, incurs certain expenditure on behalf of Comhthraenáil and Common Training Programme which it recharges to these entities.

At 31 December 2017, €Nil was owed to the Council by Comhthraenáil (2016: €2,375).

**16 Commitments**

At 31 December 2017 the Council had not entered into any commitments (2016: €Nil).

**17 Accounting policies**

Holiday pay accrual for prior year has been estimated based on current experience.

The assumption used in the above key estimate and judgement is not expected to cause a material adjustment to the carrying amounts of liabilities within the next financial year.

**18 Approval of financial statements**

The board approved the financial statements on 21 June 2018.

## Appendices

*The following information does not form part of the audited statutory financial statements and is included solely for the information of management*

**National Youth Council of Ireland**  
*(Company Limited by Guarantee – without share capital)*

**Appendix 1 - Income**

	2017 €	2016 €
Youth Services Grant	594,036	565,749
Development education	120,562	148,294
Health	384,878	295,971
Arts	184,541	189,636
Advocacy and research	18,840	18,840
Child protection	142,035	135,974
Equality and intercultural	143,161	88,512
International and structured dialogue	69,091	100,573
Capital grant	5,640	5,640
Other	93,877	46,947
STEM	116,860	-
	<hr/>	<hr/>
	<b>1,873,521</b>	<b>1,596,137</b>
	<hr/> <hr/>	<hr/> <hr/>

# National Youth Council of Ireland

(Company Limited by Guarantee – without share capital)

## Appendix 2 - Expenditure

	2017	2016
	€	€
Salaries and staff expenses	1,062,522	951,370
Board/volunteers	5,278	6,254
Assembly/conference	46,665	7,883
Telephone	12,929	12,905
Publication/PR	10,989	8,555
Post/couriers	3,080	3,149
Strategic plan	14,715	5,019
Webmaster	24,838	20,312
Policy, advocacy and research	43,528	20,312
Stationery	11,222	9,061
Light, heat, cleaning	11,384	11,466
Professional fees	23,716	22,524
Bank interest	773	3,529
Depreciation	14,122	14,418
Insurance	4,654	4,549
Repairs and maintenance	3,109	4,116
Sundries	7,076	481
Health	123,807	108,172
Arts	103,745	89,531
Development education	44,146	76,922
Child protection	60,423	71,683
International and structured dialogue	59,726	91,455
Subscriptions	672	2,713
Staff training	1,963	580
Computer maintenance	11,623	13,332
Equality and intercultural	56,139	21,284
Skills summary	-	-
Funding campaign	-	3,900
Mortgage interest	1,691	-
STEM	95,198	-
Peace IV	1,755	-
	<hr/>	<hr/>
	<b>1,861,488</b>	<b>1,585,475</b>
	<hr/> <hr/>	<hr/> <hr/>

# National Youth Council of Ireland

(Company Limited by Guarantee – without share capital)

## Appendix 3 – Youth Work Services & Governance

	2017 €	2016 €
<b>Income</b>		
Youth Services Grant	594,036	565,749
Youth Work Showcase	47,184	0
Additional Grant Received 2014	2,500	5,000
Department of Rural and Community Development	18,840	18,840
Membership Fees	34,531	33,652
Carnegie UK	5,646	-
Capital Grant	5,640	5,640
Annual Conference	-	4,209
Sundry	4,017	4,087
Service Fee Income	121,230	118,835
	<hr/>	<hr/>
<b>Total</b>	<b>833,624</b>	<b>756,012</b>
	<hr/> <hr/>	<hr/> <hr/>
<b>Salaries Staff Expenses and Training</b>		
	<b>570,036</b>	<b>557,491</b>
<b>Work Area's</b>		
Board/ Volunteers/ Specialist Orgs	5,278	6,254
Assemble/ Showcase/ Conference	46,665	7,883
Advocacy/ Youth Guarantee/ Research	43,528	20,312
Strategic Plan	14,715	5,019
Publications/ Media	10,989	8,555
Web & Webmaster Costs	24,838	20,312
Peace IV	1,755	-
<b>Overheads</b>		
Stationery & Photocopier	11,222	9,061
Communications	12,929	12,905
Light/ Heat & Cleaning	11,384	11,466
Post/ Couriers	3,080	3,149
Repairs & Maintenance & Storage	3,109	4,116
Computer Maintenance	11,623	13,332
Insurance	4,654	4,549
Subscriptions	672	2,713
Professional Fees	23,716	22,524
Bank Interest & Charges incl Mortgage Interest	2,466	3,529
DCYA Grant Refund 2016	7,000	-
<b>Depreciation</b>		
Freehold property	7,629	7,629
Computers & Office Equipment	4,048	4,189
Fixtures & Fittings	2,445	2,600
	<hr/>	<hr/>
<b>Total costs</b>	<b>823,781</b>	<b>727,588</b>
	<hr/> <hr/>	<hr/> <hr/>
<b>Surplus in year</b>	<b>9,843</b>	<b>28,424</b>
	<hr/> <hr/>	<hr/> <hr/>

# National Youth Council of Ireland

(Company Limited by Guarantee – without share capital)

## Appendix 4 - Health programme

	2017 €	2016 €
<b>Income</b>		
Department of the Minister for Children and Youth Affairs	86,952	82,812
Health Service Executive	265,924	164,750
Crisis Pregnancy Agency	17,318	12,640
Training/resources	1,069	3,120
National Office of Suicide Prevention	12,350	6,374
Specialist Certificate	6,765	1,880
HSE Connected Communities	-	6,800
HSE re training and resource reprint	12,000	3,000
HSE SPHE	-	10,000
Brought forward from prior year – HSE	6,000	62,800
Carried forward to next year – HSE	(23,500)	(58,206)
	<hr/>	<hr/>
<b>Total</b>	<b>384,878</b>	<b>295,970</b>
	<hr/> <hr/>	<hr/> <hr/>
<b>Programme costs</b>		
Salary and staff expenses	238,218	178,508
Training and resources	2,053	5,239
Health promoting youth services	3,709	5,787
Resource development	8,975	-
Specialist Certificate	21,902	10,869
Health Quality Mark Evaluation	10,998	5,174
Assist	4,030	4,632
Spiritual Health	-	1,833
Mind Out	20,419	1,853
Physical Health	784	-
Engage	1,856	-
SPHE	610	16,663
Building Resilient Youth Communities	-	10,500
Network events	780	2,735
Advocacy-Health Inequalities	-	-
Schools Project	2,201	1,581
CPA Resource	7,892	3,180
Sexual Health Policy	2,456	2,098
Pornography	4,366	4,708
Mental Health Promotion	4,783	1,948
Moment to Moment Training	604	3,390
Challenging Behaviour	-	2,578
Strategic review	12,003	-
	<hr/>	<hr/>
<b>Total</b>	<b>384,639</b>	<b>263,276</b>
	<hr/> <hr/>	<hr/> <hr/>
<b>Administration and support costs</b>	<b>36,000</b>	<b>32,000</b>
	<hr/> <hr/>	<hr/> <hr/>
<b>Total costs</b>	<b>384,639</b>	<b>295,276</b>
	<hr/> <hr/>	<hr/> <hr/>
<b>Surplus in year</b>	<b>239</b>	<b>694</b>
	<hr/> <hr/>	<hr/> <hr/>

# National Youth Council of Ireland

(Company Limited by Guarantee – without share capital)

## Appendix 5 - Arts programme

	2017 €	2016 €
<b>Income</b>		
Arts Council – General	68,080	66,505
Arts Council – Residency	40,000	35,000
Department of the Minister for Children and Youth Affairs	66,249	63,094
Training and resources	5,712	2,927
Youth Arts Certificate	-	7,115
Department of the Minister for Children and Youth Affairs – Residency	25,000	10,000
Brought forward from prior year - Residency	-	4000
Carried forward to next year - Residency	(18,000)	-
1916 Project	-	995
Arts Council – carried forward to next year	(2,500)	-
	<hr/>	<hr/>
<b>Total</b>	<b>184,541</b>	<b>189,636</b>
	<hr/> <hr/>	<hr/> <hr/>
<b>Programme costs</b>		
Salary and staff training	67,431	78,449
Training/meetings/workshops/seminars	5,897	3,546
National Youth Arts Programme / forum meetings	919	1,048
Publications and resources	10,481	9,945
Youth Arts Certificate	-	12,674
Artist in residency	45,907	42,984
Arts advocacy	7,390	3,912
Summer school	10,058	8,134
Winter school	-	675
1916 Project	-	1,034
Strategic Review	14,272	4,662
	<hr/>	<hr/>
<b>Total</b>	<b>162,355</b>	<b>167,063</b>
	<hr/> <hr/>	<hr/> <hr/>
<b>Administration and support costs</b>	<b>22,000</b>	<b>22,000</b>
	<hr/> <hr/>	<hr/> <hr/>
<b>Total costs</b>	<b>184,355</b>	<b>189,063</b>
	<hr/> <hr/>	<hr/> <hr/>
<b>Surplus in year</b>	<b>186</b>	<b>573</b>
	<hr/> <hr/>	<hr/> <hr/>

# National Youth Council of Ireland

(Company Limited by Guarantee – without share capital)

## Appendix 6 - Development Education

	2017	2016
	€	€
<b>Income</b>		
Irish Aid April 2017 to March 2018	95,000	72,200
Brought forward from previous year re FETAC t/f to main grant	-	12,800
Brought forward from previous year re January – March 2017	21,250	18,750
Transfer from brought forward from FETAC re resource update	5,000	5,000
Trocaire	-	6,500
Concern	5,000	14,500
Leargas	(2,278)	18,637
Irish Aid UN Youth Delegate	12,480	20,520
Training/other	3,360	-
Millennium Youth Project	-	2,700
European Commission	-	4,487
Brought forward from previous year Trocaire/Concern	15,500	13,950
Carry forward to 2018 Irish Aid January to March 2019	(21,250)	(21,250)
Carry forward to 2018 Trocaire/Concern	(3,000)	(15,500)
Carry forward to 2018 Irish Aid re resource updating	(5,000)	(5,000)
Carry forward to 2018 UN Youth Delegate Jan-April	(5,500)	-
<b>Total</b>	<b>120,562</b>	<b>148,294</b>
<b>Programme costs</b>		
Salary to include training and expenses	59,220	58,952
FETAC training and development	2,888	8,664
Development Education policy & network	3,452	2,453
Development Education supports and structures	3,050	5,735
OWW Central event/training/resources	24,593	37,313
Development education roundtable	9,896	12,156
UN Youth Delegates	-	380
Millennium Youth Project	-	10,220
European Commission Essay Competition	-	-
SDG Youth Ambassadors	-	-
<b>Total</b>	<b>103,099</b>	<b>135,874</b>
<b>Administration and support costs</b>		
Administration	9,000	7,000
Staff support	7,000	5,000
<b>Total</b>	<b>16,000</b>	<b>12,000</b>
<b>Total costs</b>	<b>119,099</b>	<b>147,874</b>
<b>Surplus in year</b>	<b>1,463</b>	<b>421</b>



**National Youth Council of Ireland**  
*(Company Limited by Guarantee – without share capital)*

**Appendix 7 - Equality and Intercultural**

	2017 €	2016 €
<b>Income</b>		
Training income	4,944	2,293
Pobal – SSNO B03427 – 04	-	38,644
Pobal – SSNO B03427 – 1601	81,563	41,699
Department of Foreign Affairs	-	-
Anna Lindh Foundation	29,810	5,150
Brought forward from prior year – General	4,500	18,000
Carry forward to next year	(2,000)	(17,273)
Leargas – Outside In	13,166	-
Outside In – deferred to next year	(2,222)	-
Council of Europe	9,500	-
Brought forward from prior year – No Hate	3,900	-
<b>Total</b>	<b>143,161</b>	<b>88,513</b>
<b>Programme costs</b>		
Staff costs	65,844	46,496
Pobal – SSNO B03427 – 04	-	2,994
General Costs	990	-
Anna Lindh Foundation (ALF)	28,163	5,151
Publications/Resources	-	11,351
Pobal – SSNO B03427 – 1601	5,688	2,698
No hate campaign	12,781	90
Outside In	8,515	-
<b>Total</b>	<b>121,981</b>	<b>67,780</b>
<b>Administration and support costs</b>	<b>20,000</b>	<b>21,835</b>
<b>Total costs</b>	<b>141,981</b>	<b>89,615</b>
<b>Surplus/(deficit) in year</b>	<b>1,180</b>	<b>(1,102)</b>

**National Youth Council of Ireland**  
*(Company Limited by Guarantee – without share capital)*

**Appendix 8 - Child Protection**

	<b>2017</b>	<b>2016</b>
	<b>€</b>	<b>€</b>
<b><i>Income</i></b>		
Dept. of Children and Youth Affairs	<b>109,168</b>	103,970
Training fees	<b>28,867</b>	30,304
Certificate in Child Protection	-	8,200
Brought forward from prior year	<b>7,000</b>	500
Carry forward to next year	<b>(3,000)</b>	(7,000)
	<hr/>	<hr/>
<b>Total</b>	<b>142,035</b>	135,974
	<hr/> <hr/>	<hr/> <hr/>
<b><i>Programme costs</i></b>		
Salary, staff training and recruitment	<b>66,674</b>	51,359
Certificate in Child Protection	<b>1,450</b>	11,604
Policy development	<b>2,600</b>	2,700
Training	<b>40,922</b>	24,426
Seminars	<b>682</b>	1,462
Resources/media/publications	<b>9,765</b>	2,498
Website updates	-	-
Garda vetting and consortium	<b>299</b>	3,297
Sundry costs	<b>119</b>	2,069
Code of Good Practice	<b>892</b>	-
Meetings/interagency	<b>1,682</b>	1,977
Strategic Review	<b>450</b>	12,300
	<hr/>	<hr/>
<b>Total</b>	<b>125,535</b>	113,692
	<hr/> <hr/>	<hr/> <hr/>
<b><i>Administration and support costs</i></b>	<b>16,000</b>	22,000
	<hr/> <hr/>	<hr/> <hr/>
<b>Total costs</b>	<b>141,535</b>	135,692
	<hr/> <hr/>	<hr/> <hr/>
<b>Surplus in year</b>	<b>500</b>	282
	<hr/> <hr/>	<hr/> <hr/>

# National Youth Council of Ireland

(Company Limited by Guarantee – without share capital)

## Appendix 9 - International

	2017 €	2016 €
<b>Income</b>		
Dept. of the Minister for Children & Youth Affairs – Focus Groups	-	-
Other – Travel Reimbursements	4,155	4,458
European Commission – Structured Dialogue	52,618	25,112
Leargas – Young Voices	6,972	14,171
Leargas – Screenagers	707	37,758
European Commission – Young Voices Cycle 4	-	4,826
Department of Children and Youth Affairs – Structural dialogue	15,298	14,248
Leargas – Structured Dialogue	(14,589)	-
Leargas – Digital Youth Work	794	-
Leargas – Youth Check	3,136	-
<b>Total</b>	<b>69,091</b>	<b>100,573</b>
<b>Programme costs</b>		
International Program costs	4,274	5,773
European Youth Forum membership fee	2,043	1,981
Screenagers	-	30,906
Youth Check	3,177	-
Structured Dialogue	55,002	52,796
Digital Youth Work	793	-
<b>Total</b>	<b>65,289</b>	<b>91,456</b>
<b>Administration &amp; support costs</b>	<b>3,687</b>	<b>9,000</b>
<b>Total costs</b>	<b>68,976</b>	<b>100,456</b>
<b>Surplus in year</b>	<b>115</b>	<b>117</b>

**National Youth Council of Ireland**  
*(Company Limited by Guarantee – without share capital)*

**Appendix 10 - STEM**

	2017 €	2016 €
<b>Income</b>		
Science Foundation Ireland	97,535	129,400
Deferred to next year	(110,162)	-
Training income	13,487	-
Deferred to next year	(13,400)	(129,400)
Brought forward from prior year	129,400	-
	<hr/>	<hr/>
	116,860	-
	<hr/> <hr/>	<hr/> <hr/>
<b>Programme Costs</b>		
Staff costs	21,178	-
Training costs	1,996	-
Partnership costs	93,200	-
	<hr/>	<hr/>
<b>Total</b>	116,374	-
	<hr/> <hr/>	<hr/> <hr/>
Administration and support costs	1,980	-
	<hr/> <hr/>	<hr/> <hr/>
<b>Total costs</b>	118,354	-
	<hr/> <hr/>	<hr/> <hr/>
Deficit in year	(1,494)	-
	<hr/> <hr/>	<hr/> <hr/>